

RENOLD A&S



www.mak.nl

A&S.
More than just a chain.

P.O. Box 462
8200 AL Lelystad
The Netherlands

T +31 (0)320 - 266966
E info@mak.nl

RENOLD

Superior Chain Technology

www.renold.com

Renold A&S Roller Chain

More than just a chain

Renold A&S Roller Chain

Renold A&S roller chain has long been recognised for its high quality and affordable reliability. It has earned a strong reputation for its excellent wear resistance, high fatigue resistance and durability and these factors have helped A&S become the most widely used chain brand in Europe.

More than just a chain


With its reliability and performance, A&S roller chain significantly contributes to reduced downtime and maintenance and has the ability to meet the needs of diverse applications and the continuously increasing demands of industry. To make sure that A&S chain keeps up with these increasing demands, a series of upgrades ensure that the range now offers even more performance benefits.

Available in European (BS) and ANSI standard, A&S chain is available with a choice of lubricant to meet customer's specific requirements.

The Renold Group

A&S roller chain is one of the many chain products from Renold, the leading manufacturer of chain and power transmission products.

With a worldwide network of sales companies and distributors, Renold offers global product availability and support for its customers.

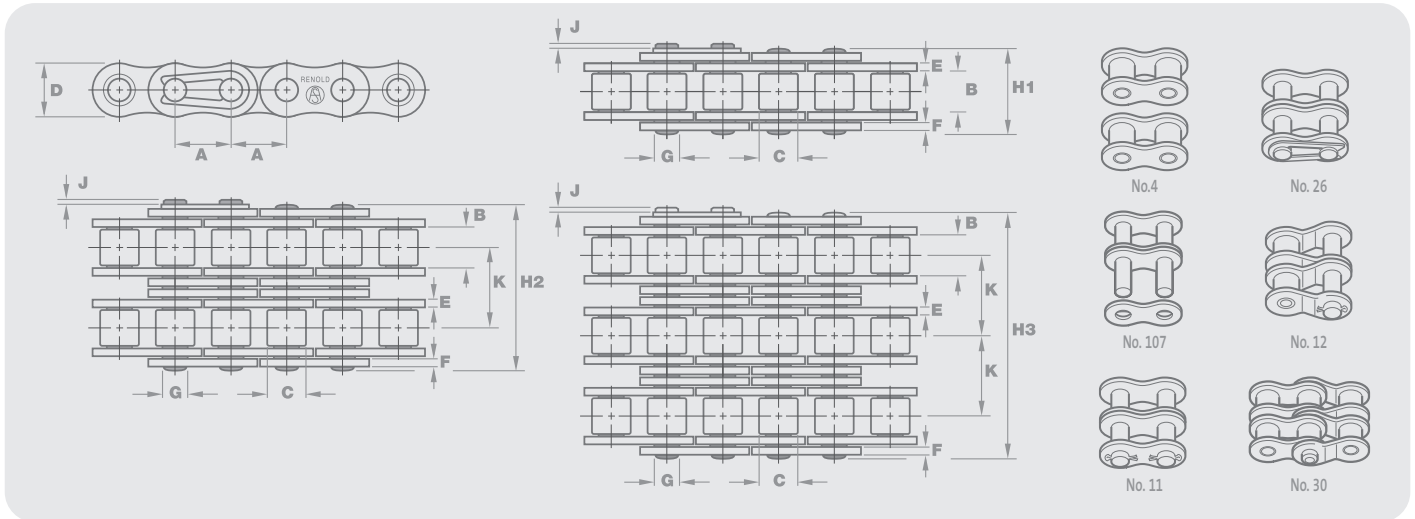


Simplex, duplex and triplex strands of A&S chain.

Further multi-strand versions are available on request.

Renold A&S Roller Chain

European (BS) Standard / ISO 606



Chain Ref.		Technical Details (mm)											Connecting Links							
Renold Chain No.	ISO Ref.	Pitch (inch)	Pitch (mm)	Inside Width	Roller Diam.	Plate Height	Plate Width Inner	Plate Width Outer	Pin Diam.	Pin Length	Conn. Link Extension	Transverse Pitch	ISO606 Tensile Strength (Newtons)	Weight kg/m	No. 4	No. 107	No. 11	No. 26	No. 12	No. 30
				MIN	MAX	MAX	MAX	MAX	MAX	MAX	MAX	NOM	MIN							

European (BS) Standard - Simplex

		A	A	B	C	D	E	F	G	H1	J	K								
1000001	-	0.158	4.000	2.70	2.50	4.10	0.57	0.57	1.65	6.8	1.2	-	1800	0.07	✓	✓	✓	-	-	-
1000002	03	0.197	5.000	2.50	3.20	4.10	0.60	0.60	1.49	7.4	1.3	-	2200	0.08	✓	✓	-	✓	-	✓
1000003	04	0.236	6.000	2.80	4.00	5.00	0.60	0.60	1.85	7.4	1.0	-	3000	0.12	✓	✓	-	✓	-	✓
AR05B1	05B-1	0.315	8.000	3.00	5.00	7.11	0.76	0.76	2.31	8.6	1.5	-	4400	0.18	✓	✓	-	✓	-	✓
AR06B1*	06B-1	0.375	9.525	5.72	6.35	8.20	1.29	1.04	3.28	12.5	1.3	-	8900	0.39	✓	✓	-	✓	-	✓
AR08B1**	08B-1	0.500	12.700	7.75	8.51	11.70	1.55	1.55	4.45	16.5	2.0	-	17800	0.70	✓	✓	-	✓	-	✓
AR10B1**	10B-1	0.625	15.875	9.65	10.16	14.60	1.55	1.55	5.08	18.8	2.5	-	22200	0.96	✓	✓	-	✓	-	✓
AR12B1**	12B-1	0.750	19.050	11.68	12.07	16.00	1.81	1.81	5.72	21.9	2.6	-	28900	1.22	✓	✓	-	✓	-	✓
AR16B1**	16B-1	1.000	25.400	17.02	15.88	21.08	4.12	3.10	8.28	34.9	2.2	-	60000	2.80	✓	✓	-	✓	✓	✓
AR20B1**	20B-1	1.250	31.750	19.56	19.05	26.42	4.62	3.61	10.19	39.8	2.7	-	95000	3.85	✓	✓	-	✓	✓	-
AR24B1**	24B-1	1.500	38.100	25.40	25.40	33.40	6.10	5.08	14.63	52.6	6.8	-	160000	7.45	✓	✓	-	✓	✓	-
AR28B1	28B-1	1.750	44.450	30.99	27.94	37.08	7.62	6.35	15.90	64.2	6.8	-	200000	9.35	✓	✓	-	✓	✓	-
AR32B1	32B-1	2.000	50.800	30.99	29.21	42.29	7.11	6.35	17.81	63.4	8.0	-	250000	10.10	✓	✓	-	✓	✓	-
AR40B1	40B-1	2.500	63.500	39.30	39.37	52.96	8.13	8.13	22.89	78.2	9.5	-	355000	16.50	✓	✓	-	✓	✓	-

European (BS) Standard - Duplex

		A	A	B	C	D	E	F	G	H2	J	K								
1000004	04	0.236	6.000	2.80	4.00	5.00	0.60	0.60	1.85	7.4	1.0	5.50	6000	0.24	✓	✓	-	✓	-	✓
AR05B2	05B-2	0.315	8.000	3.00	5.00	7.11	0.76	0.76	2.31	14.3	1.5	5.64	7800	0.36	✓	✓	-	✓	-	✓
AR06B2*	06B-2	0.375	9.525	5.72	6.35	8.20	1.29	1.04	3.28	23.0	1.3	10.24	16900	0.78	✓	✓	-	✓	-	✓
AR08B2**	08B-2	0.500	12.700	7.75	8.51	11.70	1.55	1.55	4.45	30.4	2.0	13.92	31100	1.38	✓	✓	-	✓	-	✓
AR10B2**	10B-2	0.625	15.875	9.65	10.16	14.60	1.55	1.55	5.08	35.4	2.5	16.59	44500	1.69	✓	✓	-	✓	-	✓
AR12B2**	12B-2	0.750	19.050	11.68	12.07	16.00	1.81	1.81	5.72	41.4	2.6	19.46	57800	2.42	✓	✓	-	✓	-	✓
AR16B2**	16B-2	1.000	25.400	17.02	15.88	21.08	4.12	3.10	8.28	66.8	2.2	31.88	106000	5.50	✓	✓	-	✓	✓	-
AR20B2	20B-2	1.250	31.750	19.56	19.05	26.42	4.62	3.61	10.19	76.7	2.7	36.45	170000	7.80	✓	✓	-	✓	✓	-
AR24B2	24B-2	1.500	38.100	25.40	25.40	33.40	6.10	5.08	14.63	101.3	6.8	48.36	280000	14.80	✓	✓	-	✓	✓	-
AR28B2	28B-2	1.750	44.450	30.99	27.94	37.08	7.62	6.35	15.90	123.7	6.8	59.56	360000	18.60	✓	✓	-	✓	✓	-
AR32B2	32B-2	2.000	50.800	30.99	29.21	42.29	7.11	6.35	17.81	122.0	8.0	58.55	450000	20.10	✓	✓	-	✓	✓	-
AR40B2	40B-2	2.500	63.500	39.30	39.37	52.96	8.13	8.13	22.89	150.5	9.5	72.29	630000	32.80	✓	✓	-	✓	✓	-

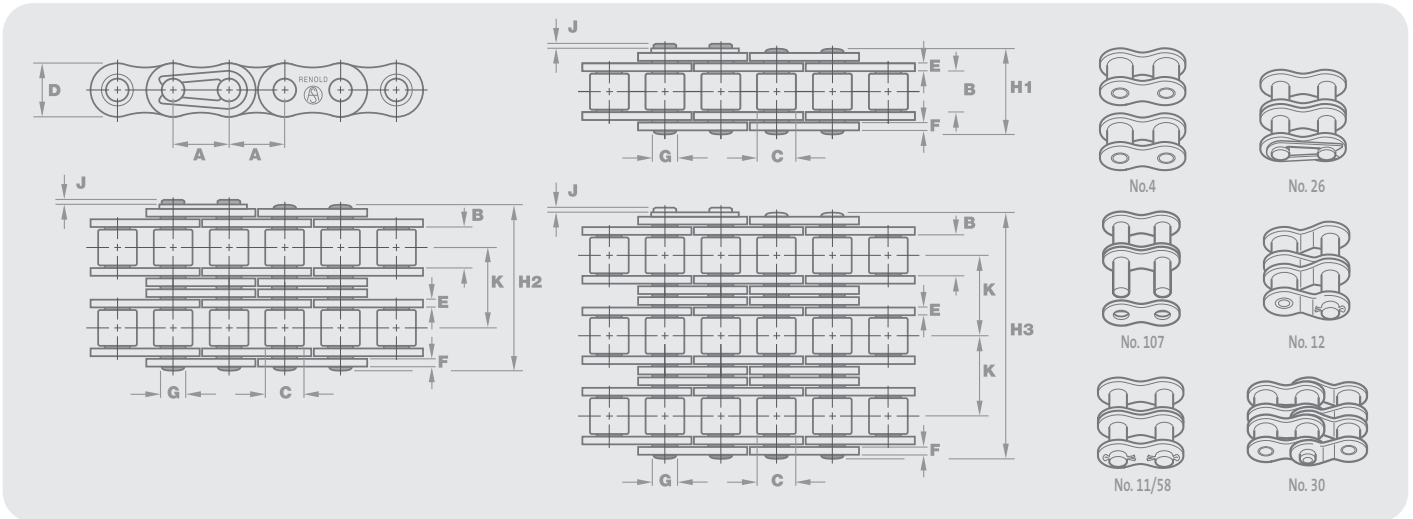
European (BS) Standard - Triplex

		A	A	B	C	D	E	F	G	H3	J	K								
AR05B3	05B-3	0.315	8.000	3.00	5.00	7.11	0.76	0.76	2.31	19.9	1.5	5.64	11100	0.54	✓	✓	-	✓	-	✓
AR06B3*	06B-3	0.375	9.525	5.72	6.35	8.20	1.29	1.04	3.28	33.3	1.3	10.24	24900	1.11	✓	✓	-	✓	-	✓
AR08B3	08B-3	0.500	12.700	7.75	8.51	11.70	1.55	1.55	4.45	44.3	2.0	13.92	44500	2.06	✓	✓	-	✓	-	✓
AR10B3	10B-3	0.625	15.875	9.65	10.16	14.60	1.55	1.55	5.08	52.0	2.5	16.59	66700	2.54	✓	✓	-	✓	-	✓
AR12B3	12B-3	0.750	19.050	11.68	12.07	16.00	1.81	1.81	5.72	60.9	2.6	19.46	86700	3.59	✓	✓	-	✓	-	✓
AR16B3	16B-3	1.000	25.400	17.02	15.88	21.08	4.12	3.10	8.28	98.6	2.2	31.88	160000	8.15	✓	✓	-	✓	✓	-
AR20B3	20B-3	1.250	31.750	19.56	19.05	26.42	4.62	3.61	10.19	113.2	2.7	36.45	250000	11.65	✓	✓	-	✓	✓	-
AR24B3	24B-3	1.500	38.100	25.40	25.40	33.40	6.10	5.08	14.63	149.7	6.8	48.36	425000	22.25	✓	✓	-	✓	✓	-
AR28B3	28B-3	1.750	44.450	30.99	27.94	37.08	7.62	6.35	15.90	183.3	6.8	59.56	530000	28.00	✓	✓	-	✓	✓	-
AR32B3	32B-3	2.000	50.800	30.99	29.21	42.29	7.11	6.35	17.81	180.5	8.0	58.55	670000	30.00	✓	✓	-	✓	✓	-
AR40B3	40B-3	2.500	63.500	39.30	39.37	52.96	8.13	8.13	22.89	222.8	9.5	72.29	950000	48.90	✓	✓	-	✓	✓	-

* Only with straight plates ** Straight side plates available

Renold A&S Roller Chain

ANSI Standard / ISO 606



Chain Ref.		Technical Details (mm)											Connecting Links								
Renold Chain No.	ISO Ref.	Pitch (inch)	Pitch (mm)	Inside Width	Roller Diam.	Plate Height	Plate Width Inner	Plate Width Outer	Pin Diam.	Pin Length	Conn. Link Extension	Transverse Pitch	ISO606 Tensile Strength (Newtons)	Weight kg/m	No. 4	No. 107	No. 11	No. 26	No. 58	No. 12	No. 30
				MIN	MAX	MAX	MAX	MAX	MAX	MAX	MAX	NOM	MIN								

ANSI Standard - Simplex

		A	A	B	C	D	E	F	G	H1	J	K									
AR25A1 ^o	25-1	0.250	6.350	3.10	3.30	5.90	0.76	0.76	2.30	7.9	1.2	-	3500	0.12	✓	✓	-	✓	-	-	✓
AR35A1 ^o	35-1	0.375	9.525	4.68	5.08	8.60	1.29	1.29	3.59	12.0	1.7	-	7900	0.35	✓	✓	-	✓	-	-	✓
AR40A1	40-1	0.500	12.700	7.85	7.92	11.20	1.55	1.55	3.97	16.4	2.1	-	13900	0.60	✓	✓	-	✓	-	-	✓
AR50A1**	50-1	0.625	15.875	9.40	10.16	14.60	2.04	2.04	5.08	20.4	2.7	-	21800	1.00	✓	✓	✓	✓	-	-	✓
AR60A1**	60-1	0.750	19.050	12.57	11.91	17.50	2.45	2.45	5.94	25.3	2.6	-	31300	1.47	✓	✓	✓	✓	-	-	✓
AR80A1	80-1	1.000	25.400	15.75	15.88	24.13	3.25	3.25	7.94	32.7	3.0	-	55600	2.80	✓	✓	✓	-	✓	✓	-
AR100A1	100-1	1.250	31.750	18.90	19.05	30.17	4.06	4.06	9.54	39.7	4.2	-	87000	4.20	✓	✓	✓	-	✓	✓	-
AR120A1	120-1	1.500	38.100	25.23	22.23	36.20	4.80	4.80	11.11	49.3	5.3	-	125000	5.70	✓	✓	✓	-	✓	✓	-
AR140A1	140-1	1.750	44.450	25.23	25.40	42.23	5.61	5.61	12.71	52.9	5.2	-	170000	7.80	✓	✓	✓	-	✓	✓	-
AR160A1	160-1	2.000	50.800	31.55	28.58	48.26	6.35	6.35	14.29	63.1	6.5	-	223000	10.40	✓	✓	✓	-	✓	✓	-
AR200A1	200-1	2.500	63.500	37.85	39.67	60.33	8.13	8.13	19.85	76.9	9.0	-	347000	17.30	✓	✓	✓	-	✓	✓	-

ANSI Standard - Duplex

		A	A	B	C	D	E	F	G	H2	J	K									
AR25A2 ^o	25-2	0.250	6.350	3.10	3.30	5.90	0.76	0.76	2.30	14.2	1.2	6.40	7000	0.26	✓	✓	-	✓	-	-	✓
AR35A2 ^o	35-2	0.375	9.525	4.68	5.08	8.60	1.29	1.29	3.59	22.2	1.7	10.13	15800	0.62	✓	✓	-	✓	-	-	✓
AR40A2	40-2	0.500	12.700	7.85	7.92	11.20	1.55	1.55	3.97	30.8	2.1	14.38	27800	1.20	✓	✓	-	✓	-	-	✓
AR50A2	50-2	0.625	15.875	9.40	10.16	14.60	2.04	2.04	5.08	38.4	2.7	18.11	43600	1.98	✓	✓	✓	✓	-	-	✓
AR60A2	60-2	0.750	19.050	12.57	11.91	17.50	2.45	2.45	5.94	48.1	2.6	22.78	62600	2.91	✓	✓	✓	✓	-	-	✓
AR80A2	80-2	1.000	25.400	15.75	15.88	24.13	3.25	3.25	7.94	61.9	3.0	29.29	111200	5.50	✓	✓	✓	-	✓	✓	-
AR100A2	100-2	1.250	31.750	18.90	19.05	30.17	4.06	4.06	9.54	75.4	4.2	35.76	174000	8.40	✓	✓	✓	-	✓	✓	-
AR120A2	120-2	1.500	38.100	25.23	22.23	36.20	4.80	4.80	11.11	94.7	5.3	45.44	250000	11.00	✓	✓	✓	-	✓	✓	-
AR140A2	140-2	1.750	44.450	25.23	25.40	42.23	5.61	5.61	12.71	101.8	5.2	48.87	340000	15.50	✓	✓	✓	-	✓	✓	-
AR160A2	160-2	2.000	50.800	31.55	28.58	48.26	6.35	6.35	14.29	121.6	6.5	58.55	446000	20.60	✓	✓	✓	-	✓	✓	-

ANSI Standard - Triplex

		A	A	B	C	D	E	F	G	H3	J	K									
AR25A3 ^o	25-3	0.250	6.350	3.10	3.30	5.90	0.76	0.76	2.30	20.8	1.2	6.40	10500	0.39	✓	✓	-	✓	-	-	✓
AR35A3 ^o	35-3	0.375	9.525	4.68	5.08	8.60	1.29	1.29	3.59	32.2	1.7	10.13	23700	0.93	✓	✓	-	✓	-	-	✓
AR40A3	40-3	0.500	12.700	7.85	7.92	11.20	1.55	1.55	3.97	45.1	2.1	14.38	41700	1.80	✓	✓	-	✓	-	-	✓
AR50A3	50-3	0.625	15.875	9.40	10.16	14.60	2.04	2.04	5.08	56.5	2.7	18.11	65400	2.96	✓	✓	✓	✓	-	-	✓
AR60A3	60-3	0.750	19.050	12.57	11.91	17.50	2.45	2.45	5.94	70.9	2.6	22.78	93900	4.38	✓	✓	✓	✓	-	-	✓
AR80A3	80-3	1.000	25.400	15.75	15.88	24.13	3.25	3.25	7.94	91.2	3.0	29.29	166800	8.30	✓	✓	✓	-	-	-	✓
AR100A3	100-3	1.250	31.750	18.90	19.05	30.17	4.06	4.06	9.54	111.2	4.2	35.76	261000	12.60	✓	✓	✓	-	-	-	✓
AR120A3	120-3	1.500	38.100	25.23	22.23	36.20	4.80	4.80	11.11	140.2	5.3	45.44	375000	16.70	✓	✓	✓	-	-	-	✓
AR140A3	140-3	1.750	44.450	25.23	25.40	42.23	5.61	5.61	12.71	150.7	5.2	48.87	510000	23.10	✓	✓	✓	-	-	-	✓
AR160A3	160-3	2.000	50.800	31.55	28.58	48.26	6.35	6.35	14.29	180.2	6.5	58.55	669000	31.00	✓	✓	✓	-	-	-	✓

^o Bush Chain ** Straight side plates available

Renold Chain products that are dimensionally in line with the ISO standard far exceed the stated ISO minimum tensile strength requirements. However Renold does not consider breaking load to be a key indicator of performance because it ignores the principal factors of wear and fatigue. In these areas, Renold products are designed to produce the best possible results and independent testing proves this. In this catalogue, where the ISO breaking load is quoted, it should be noted that we are stating that the A&S chain conforms to the ISO minimum standard. Independent test results show that the minimum (many companies quote averages) breaking loads are far in excess of the ISO minimum. For some chain types the product has no relevant ISO standard. In this case, the breaking loads quoted are the minimum guaranteed.



New A&S chain includes solid extruded bush and roller components, not the weaker curled bushes offered by some other manufacturers. This combination ensures that there are no concentrated areas of stress within the bearing area which dramatically reduce the working life of the chain by increasing wear.

The side plates have been upgraded to have a wider waist, a feature recognised as producing better stress distribution and thus improving the fatigue resistance of the chain.

This improves the chain's dynamic load capability. The heat treatment they receive as standard also contributes to their durability.

- *Available with wedge riveting*
 - *Solid extruded bush*
 - *Solid extruded roller*
 - *High waisted plates*
 - *Hardened and shot-peened plates*
 - *Comprehensive European (BS) and ANSI standard ranges*
 - *Choice of lubricant to meet customer's requirements*
- A&S - more than just a chain*